



Friends forever

KNOT YOUR
FRIENDSHIP BRACELET




1. Cut a cardboard star

Cut 7 wool strings and knot them together on one end. Run them in the hole in the center. One knick stays empty.



2. Go round in a circle

Steadily the 3rd thread belongs in a free knick.



3. Adorn with pearls

Well done!
A friendship bracelet is created.