




Puppenmanufaktur



WELCOME
IN YOUR
*World of
dolls*



COLLECTION
2019



THIS MAGAZINE
belongs to:

NAME:

NICKNAME:

FAVORITE
DOLL NAME:

Our Icons

IN THE MAGAZINE



All cuddly, soft fabrics are organically sourced (kbA), machine-washable and suitable for tumble drying.



Doll clothing is made from light and particularly soft material.



Manufactured under highest quality standards, with certificate and quality seal.



Bath baby.



Baby doll that can drink and use the potty.



This doll is safe for children 18 month and up.



This doll is suitable for little ones (0+).



Dolls with soft bodies, covered in a pillow case, can be machine washed (cold) and put into the drier. Dolls with hard bodies can be washed with a damp cloth. Clothing machine-washable (cold).



Multi-joint standing doll.



This Götz manufactured doll is produced under the highest quality standards, it is numbered and limited.



Doll with pacifier.

Welcome

TO OUR
WORLD OF DOLLS

2019




Creative play endows children with a world they can experience in active role-play only. Even more so they can assimilate all the impressions they have daily. The neutral look of our Götz girls and babies allows the child to interpret any emotion, like joy, sorrow or affection – they can feel understood.

Deliberately abstaining from electronic functions, fantasy can unfold boundlessly. Redundant amenities are reduced, the child can concentrate on play completely. Cognitive abilities such as learning, thinking, empathizing or memory are stimulated, as well as creativity and fine motor skills, thanks to endless variation and detail. Motor skills are also promoted through playing with the dolls.

**Sincerely yours,
The Götz Family**



GÖTZ- Girls



JUST LIKE ME

- eye and hair colour just like you
- find your mini me

GÖTZ

HANDCRAFTED DOLL

- limited and with certificate of authenticity
- highest product quality




HAPPY KIDZ

- fully jointed with 9 high quality joints



PRECIOUS DAY GIRLS

- sleep eyes
- soft body with ball jointed legs and arms
- machine washable
- can go into the dryer



Babies



GÖTZ MUFFINS

- soft body
- easy to dress and undress
- machine washable
- can go into the dryer



GÖTZ AQUINI BATHBABIES

- drink & wet function
- 100% waterproof
- anatomically correct



COSY & CUDDLY BATHBABIES

- will not drown
- will air dry in a short while




BABY PURE (0+)

- all organic fabrics
- machine washable
- can go into the dryer



Spring fever



Can you find what belongs here?

SPRINGTIME SNEAKERS
for your walk in the park
34 02957 42-50 cm

Not only fairies and princesses
arise in spring time,
also animals in forests
and meadows awake



Little Unicorn 18 13032
27 cm | sleeping eyes

Princess Chloe 17 13029
27 cm | sleeping eyes



Princess Hannah & her magical world.



Hannah Princess 13 59072
50 cm | 11 pieces
includes additional outfit



Onsie Unicorn
34 02912 30-33 cm
34 02913 42-46 cm
34 02914 45-50 cm



34 02677 45-50 cm



3403053 42-50 cm

34 02538 42-50 cm
34 02539 30-33 cm



27 cm

34 01485 27 cm
with sound-chip: neighing,
galopp und snuffling



Did you know: Unicorn is called
Einhorn in German?

1 34 02631 37 cm

2 34 02746
Unicorn saddle
and tack

3 34 02813 30-33 cm
34 02814 42-46 cm
34 02815 45-50 cm

4 34 02918 45-50 cm

5 34 02856 27-50 cm
crown hairbow

6 34 02471 30-33 cm
34 02472 42-46 cm
34 02473 45-50 cm

7 34 02897 27 cm

DIY Unicorn mask

SHARE YOUR
Joy WITH US

#goetz4you

Curious?
Follow us:
@goetz_puppen



1. Color



2. Cut out



3. Fix your
rubber-band
and decorate

To download the pattern, visit our painting & puzzles website and print onto the paper
goetz-puppen.de/en/painting-und-puzzles.html



Stylish & safe!

*Best outdoor fun
in Spring*



INFO FOR *Mum*

The Götz clothing material is extremely durable. It can be washed many times not being harmed.



FLOWER POWER

You prefer to go in blooms – no problem

34 03062 27-30 cm
34 01777 42 | 46 | 50 cm



COLOR-FRUITY

Happy shirt in stripes meets must have pineapple denim
34 02930 45-50 cm



*What is your
favorite sport?*





Ballet up

YOUR LIFE



Ballerinas walk
through life upright!





Cat-Flowerpot



Upcycling means using old things to bring them back to new life. Used plastic bottles are perfect.

You need:

- a 1.5 liter plastic bottle
- spray paint & waterproof crayons
- a beautiful plant

Ask for help!



1. Draw a cat face silhouette onto your washed bottle.

2. Cut out the shape.

3. Style with color.



Dotted helmet

Safety first with this dotted helmet

34 02331 42 | 46 | 50 cm



34 02611 42-50 cm



new

All year round
with sweet spring-style
19 59093 50 cm

Inline skating
improves your coordination,
but you need to be safe.



ON FAST SOLES

with this 7 pieces Inliner-Set
Venice Beach 34 02277 45-50 cm

Roses are the Queens of flowers



COZY & ROSY
Smell the roses in this stunning
3 piece outfit
34 02928 45-50 cm



34 03023 30-33 cm
34 03024 42-46 cm



19 18243 42 cm



19 53038 33 cm



new
19 90309
46 cm | sleeping eyes




34 02794 30-50 cm



34 02294 45-50 cm

Did you know:
a rose's fragrance
calms down
and makes happy!



Summer TIME



1 Jessica 16 90398
46 cm | sleeping eyes


2 Hannah Summertime 16 59082
50 cm | 7 pieces



SUMMER
MUST
HAVE!

34 02949
Cat-shape sunglasses

34 02719 42-50 cm
Glitter sandals



FLOWER POWER
The bikini for beach
and outdoor pool
34 02849 45-50 cm

PERFECT
10 piece summer outfit
for beach, city & sea
34 01754 45-50 cm



Beachflowers


- only being found
in Summer



16 16061 33 cm



new
19 20933 33 cm



3402491 42-46 cm
3402492 45-50 cm



34 02532 30-50 cm



34 02529 30-50 cm

ALWAYS
HELPFUL!



34 03080 42-46 cm



34 02296 42-50 cm



3403005 30-33 cm
3403006 42-50 cm



SUMMER FUN LOOK
42 02833 30-33 cm | 10 pieces



34 02884
42-46 cm | 9 pieces



new
19 27196 42 cm






Jessica 14 90366 46 cm
sleeping eyes




- 1** 34 02846 45-50 cm
- 2** 34 02474 30-33 cm
34 02475 42-46 cm
- 3** 34 02053 45-50 cm
- 4** 34 02191 45-50 cm
- 5** 34 02842 45-50 cm
- 6** 34 02194 45-50 cm



Friends forever

KNOT YOUR
FRIENDSHIP BRACELET




1. Cut a cardboard star

Cut 7 wool strings and knot them together on one end. Run them in the hole in the center. One knick stays empty.



2. Go round in a circle

Steadily the 3rd thread belongs in a free knick.



3. Adorn with pearls

Well done! A friendship bracelet is created.



1



2



3



4



7



5



6



8



9



10

1 34 02668 30-33 cm
34 02669 42-46 cm
34 02670 45-50 cm
34 02821 48 cm

2 34 02447 30-33 cm
34 02448 42-46 cm
34 02449 45-50 cm

3 34 02931 30-33 cm
34 02932 42-46 cm

4 34 02922 30-33 cm

5 13 20590 33 cm

6 34 02816 30-33 cm
34 02817 42-46 cm
34 02818 45-50 cm

7 34 02837 30-33 cm
34 02838 42-46 cm

8 34 02442 30-33 cm
34 02443 42-50 cm

9 34 02612 42-50 cm

10 15 27979 42 cm

34 01794 27-33 cm
34 01694 42-50 cm

34 01882 42-50 cm

34 02692 30-33 cm
34 02693 42-50 cm

34 02629 45-50 cm

34 02594 30-50 cm

34 02747 50 cm

34 01784 42-50 cm

Shoe UP your life



Midsummer

Midsummer night is the longest day of the year. You can enjoy extra long play in daylight. After this every day will become a little shorter. Midsummer night is celebrated with bonfires.

Flamingos

ARE PINK -
DUE TO EATING *sbrimp!*



RELAXED TROUGH THE DAY
no sightseeing - just ease
Sun Lounger 34 02089

new

19 90310
46 cm | sleeping eyes



Find the sticker
to go here!



DID YOU know?

Sun creme helps your skin
being protected from sun.
Also when enjoying water
play you need a sun shield.
Your parents will help to put
the creme on.



1 34 02920 30-33 cm
34 02921 42-46 cm

2 19 27195 42 cm


3 19 16064 33 cm

4 34 03022 30-33 cm

5 34 03035 45-50 cm

6 17 20819 33 cm

7 19 20932 33 cm



Did you know:
Strawberries are nuts!

- | | | | | | |
|----------|--------------------------|-------|----------|-----------------|----------|
| 1 | 18 53137 | 33 cm | 4 | 18 18242 | 42 cm |
| | 10 pieces | | | | |
| 2 | 18 20925 | 33 cm | 5 | 34 02845 | 45-50 cm |
| | | | | | |
| 3 | 18 53136 | 33 cm | | | |
| | 9 pieces sleeping eyes | | | | |




34 02961 42-50 cm

Summertime is outdoor time



SUMMER BASICS
A dress for every case
34 02836 30-33 cm

Something IS WRONG



7 mistakes are hidden. Can you find them all? Circle them!
Be creative and colour the picture.



PRETTY BOWS
Grand entrance on hot days!
34 02807 30-33 cm
34 02808 42-46 cm
34 02809 45-50 cm



TWIN PANTS
Cool pants in several colours - why not?
34 01651 45-50 cm



34 02676 45-50 cm

Style me



Girl to dress
14 90365
46 cm | sleeping eyes



COOL SNEAKERS
Always right
34 02543 30-33 cm
34 02544 42-50 cm



34 02927 45-50 cm



34 02811 42-46 cm
34 02812 45-50 cm



34 02843 45-45 cm



WITH A VIEW
Reading with style
Glasses 34 02649



EASY - BREEZY
Wrapped in our floral kimono
34 02850 45-50 cm



COSY & COMFY
Comfortable underwear
for any outfit
34 02933
30-33 cm / 45-50 cm



Glasses 34 02958



16 90391
46 cm | sleeping eyes



LITTLE SPARKLE
Glamour with every step
34 03045 42-50 cm



BALLETT LOOK
Sweet and frisky -
the trendy glitter tutu
34 02926 45-50 cm



HEARTS EVERYWHERE
Sixties look with
a rocking skirt
34 03033 45-50 cm



Andrea Kreativ X Götz

Knitting
instructions
somewhere in
here - find it!

JESSICA'S Summer FAVORITES



1
TEILE
50
PIECES



non-slip with
suction cups



2
TEILE
58
PIECES



4
TEILE
58
PIECES



58 pieces!



3
TEILE
58
PIECES

BRAIDED Styles

Separate a hairstrand in
three equal strands. Begin
to braid, lay the outer strand
over the centered one. First
the left than the right one. A
braid will develop. Finished,
you can fix your braid with a
pretty elastic.



- 1 **17 92055** 50 pieces
- 2 **11 92054** 58 pieces
- 3 **11 92052** 58 pieces
- 4 **11 92053** 58 pieces

Autumn

IN STYLE



new



Hannah and her dog 19 59092
50 cm, including dog, dog's coat,
dog carry bag | 13 pieces

AUTUMN
MUST
HAVE!



ALLROUNDER
Perfect boots for
sun and rain
34 03027 42-50 cm



WHY DO leaves fall?

A leaf tree needs leaves to survive. But daily several hundred liters of water vaporise. In summer this is fine, but in winter there is less water available. To not dry out the tree lets its leaves fall. New leaves are growing in spring and new circle of life begins.

Picknick 34 02253
29 pieces



1 34 02963 27 cm

2 34 03064 27 cm

3 19 92157

4 34 03036 30-33 cm

5 34 02919 45-50 cm

6 Julia 18 90304 46 cm | sleeping eyes

7 34 02536 42-50 cm

HANNAH LADYBUG
Disguise, disguise! See how fast Hannah can be a ladybug

18 59088 50 cm | 11 pieces including additional outfit

Bees and little bugs are busy helpers in nature.

QUALITÄTSGARANTIE
GÖTZ
QUALITY SEAL

NUMMERNUMMER
Nº
LIMITED EDITION

TEILE
11
PIECES

Vanessa Paegler X Götz
www.vanessapaegler.com
#vanessapaegler



Pumpkin-Cocktail

You need:

- 400g pumpkin
- 100 ml apple juice
- 600 ml water
- 2 tbsp sugar, 2 tbsp maple sirup



1. Cut the pumpkin and cook until soft.

2. Puree and mix with remaining ingredients.

3. Delicious!



Let's celebrate autumn!



34 02844 45-50 cm



34 02229 45-50 cm



34 03051 42 -50 cm

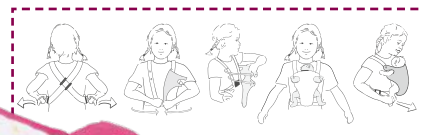


SOCCER GIRL
Best prepared for
the next game
34 03054 45-50 cm



THE FIRST Oktoberfest

To celebrate the wedding
of Ludwig von Bayern
and Therese von Sachsen-
Hildburghausen, an enormous
horse race was held on
October 17th 1810.
This is how it all started.



ALWAYS CLOSE TO MUM
with the babydoll carrier
34 02314 for all dolls

Additional Color:
34 02942



OUTDOOR IS en vogue



UP IN THE AIR
Simply to fix in a tree and
up you go towards the sky
Swing 34 02857
for all dolls



ALWAYS WITH MUM
doll carrier and doll
pram - 2 in 1
34 03058
for all dolls

Bicycle & scooter seats



34 02862



34 01927



DASH LIKE THE WIND
and still safe in our bicycle
seats for all dolls

Additional Colors:
34 02630
34 02960



Classics

FOR BAD WEATHER



WATER GAMES
in flower-print rain boots
34 02150 42-50 cm



34 02440 30-33 cm



34 02523 30-33 cm
34 02524 42-50 cm



34 01998 30-33 cm
34 01999 42-46 cm

34 02450 30-33 cm
34 02451 42-46 cm
34 02452 45-50 cm



34 02482 30-33 cm
34 02483 42-46 cm
34 02484 45-50 cm



13 20591 33 cm



18 20529 33 cm



34 02426 30-33 cm



34 02497 30-33 cm
34 02823 48 cm

KNITTING INSTRUCTIONS

Striped trousers



Design Beatrice Hügli

SIZES

30-40(40-45)50 cm

MATERIAL

- **Schachenmayr CATANIA** (125 m/50 g): Ca. 90(100)110 g fuchsia, 10(15)20 g rose
- **Schachenmayr CASUAL SOFT** (100 m/50 g): Ca. 60(70) g rose (colour 00035)
- **2 buttons**
- **rubber band:** ca. 18(20)22 cm
- **sets of needles** no. 3.5 und 4
- **crochet needle** no. 3

TROUSERS

Start with needle no. 3.5 and **Catania** fuchsia 64(72)80 loops on waistband. Close the round and knit 3 rows in border pattern. For the turn-up knit continuously 2 loops and knit together, 1 turn-up. Another 2 rows in border pattern and then stocking stitch.

Knit 8(9)10 cm from the start of the legs as follows:

1. Leg: Knit 32(26)40 loops. Close these loops with the row and knit stripe pattern 5. When leg length of 7(8)11 cm is reached use rose and knit 3 rows right side facing, afterwards cast off all loops and crochet around leg gathers immediately as follows:

*3 chain stitches, skip 1 cast off stitch
1 firm loop*, repeat from *to*

2. Leg: knit as explained

Work out: close little crotch seam and pull rubber band through the hole line.

STICH TEST

Stocking stitch with **Catania** and needle no. 3.5
23 loops and 32 rows = 10x10 cm

Stocking stitch with **Catania** and needle no. 3
26 loops and 36 rows = 10x10 cm

Stocking stitch with **Casual Soft** and needle no. 4
20 loops and 28 rows = 10x10 cm



Fits
Götz Girls
50 cm

Pattern

- 1. Border pattern**
1 loop right,
1 loop left by turns
- 2. Stockinette Stitch**
Front side right side facing,
back side left side facing
- 3. Stockinette Stitch**
Front side left side facing,
back side right side facing

KNITTING INSTRUCTIONS

Cable-knit jumper



SIZES

25-30(30-35)35-40(40-45)

MATERIAL

- **Schachenmayr CATANIA** (125 m/50 g): ca. 25(35)45(60) g fuchsia, 10(10)15(15) g rose
- **Schachenmayr CASUAL SOFT** (100 m/50 g): Ca. 50(60)70(80) g rosa (color 00035)
- **1(2)2(2) buttons**
- **1 application**
- **rubber band:** ca. 14(16)18(20) cm
- **set of needles** no. 3, 3.5 and 4
- **crochet needle** no. 3

LONG CABLE-KNIT JUMPER

Front side: Start with needle no. 4 and **CASUAL SOFT** rose 24(28)32(38) loops. 3 rows in border pattern, then structure your work as follows:

4(6)8(11) loops right, 4 loops stockinette stitch left side facing.
8 loops plait pattern 4, 4 loops stockinette stitch left side facing,
4(6)8(11) loops right. Continue like this.

Cast off the middle 6(6)6(8) loops for the neckline when 14(15)16(17) cm from start is reached and knit into both directions from this point 1x2 1x1 (1x2,1x1) 1x3 every second row. Cast off 1x2 (1x3, 2x1) loops. Cast off all loops at 16(17)18(19) cm from start.

Back side: Start like the front side but knit stockinette stitch right side facing with all loops after waistband. Divide your work in the middle when 8(9)10(11) cm from start for the opening on the back are reached and finish both parts separately. Cast off all loops when you reached the same height as the front side.

Sleeves: Start 14(16)18(22) loops, 3 rows in border pattern, afterwards knit stocking stitch cont. right side facing. Take 4(5) 6(7) x 1 loop on each side in every 4th row for the diagonal of sleeves = 22(26)30(36) loops. Cast off all loops 6(7)8(9) cm from the start.

Work out: Close shoulder seams. Insert sleeves. Close sleeve and side seams. For the neck cuff knit 31(35)39(43) loops and 4 rows of border pattern. Cast off all loops. Crochet around the opening on the back with one row of firm loops while working in button holes 1(1)2(2) on the right edge. Seam the buttons matching the opposite side. Seam the application to the front side as shown in the picture.

LEGEND OF KNITTING LETTERS FOR PLAIT PATTERN 4

right-side row 1 loop right,
left-side row 1 loop left

lay down 2 loops on a needle behind your workpiece, knit 2 loops and afterwards knit 2 loops stocking stitch

lay down 2 loops on a needle in front of your workpiece knit 2 loops and afterwards knit 2 loops stocking stitch

lay down 2 loops on a needle in front of your workpiece. 1 turn-up, knit together 2 loops right, afterwards knit together 2 loops on needle, 1 turn-up



30%
TEILE
7
PIECES

34 01553 45-50 cm
7 pieces



30%
TEILE
7
PIECES

34 02695 30-33 cm
34 02696 42-46 cm
34 02711 45-50 cm

30%
TEILE
7
PIECES

30%
TEILE
7
PIECES

30%
TEILE
7
PIECES




Anna 14 66022 50 cm




30%
TEILE
20
PIECES

Hannah loves horseback riding
18 59087 50 cm | 20 pieces
including additional outfit



*Never miss the
sight protection!*



34 02721 45-50 cm



Mia loves horseback riding **16 13026**
27 cm | sleeping eyes



Horse Blanket 34 01933
27cm | without horse

18m*

30%
TEILE
6
PIECES



34 02637 6 pieces



Beautiful brown horse
34 01099 27 cm

Haflinger Fritz
34 01926 27 cm

30%
TEILE
6
PIECES

Saddle UP!



37 cm

Black Horse 3402783 37 cm

34 02375 37 cm

*Our horses to
brush and style
come with
their own
brush!*



THE *cosy* SIDE OF *Winter*



ICESKATING
34 02602 45-50 cm



34 01686 42-50 cm
34 02998 42-50 cm



Can you find
the knitting
patterns?

Andrea Kreativ X Götz

Emily 14 66023 50 cm

Cool 4 Winter!



Lina 18 66252 50 cm



WHAT IS THE SECRET of snow?

Raindrops freeze on their way to earth. Just like icecubes in your freezer, the rain freezes to firm crystals. Did you ever take a close look? They can have magical shapes.

- | | | | | | |
|---|----------|----------|---|----------|----------|
| 1 | 34 03029 | 45-50 cm | 4 | 34 03034 | 45-50 cm |
| 2 | 34 02186 | 45-50 cm | 5 | 34 02980 | 42-50 cm |
| 3 | 34 02681 | 45-50 cm | 6 | 34 02847 | 45-50 cm |



*I can not fly, though I am
a bird, but I can dive, though
I am not a fish.*

The penguin

1 Ski Alpin 34 02316
45-50 cm | 8 pieces

2 Sleigh seat 34 02829
for all dolls

3 34 02231 45-50 cm

4 34 01364 42-50 cm

5 34 02701 45-50 cm



34 02332 42-50 cm



34 02710 42-50 cm



33 00955 30-50 cm



34 02325 42-50 cm



34 02530 42-50 cm



32 00640 30-50 cm



3403069 42-46 cm

CUDDLY accessories

new

18m+ **30°** **NO SCHNITTEN**
GUMMI INKLUSIV

19 20531 33 cm

HINTS FOR SUPER Snowballs

Water acts with snow like glue,
so the ice crystals do not fall
apart. Simply wet the snow a
little and you can form it into
a ball. Your snowball will cling
together even better.



34 02531 30-50 cm



34 02533 42-50 cm

Babies

LOVE IT

warm & cuddly



34 02832 30-33 cm | 10 pieces



34 02460 30-33 cm



34 02981 30-33 cm



34 02278 30-33 cm
34 02279 42-46 cm



34 02424 30-33 cm
34 02425 42-46 cm



34 02982 42-50 cm



34 02513 30-33 cm

Alternate color:
34 02562 30-33 cm



34 02499 30-33 cm
34 02500 42-46 cm
34 02822 48 cm



17 91122 33 cm

Easy to dress -
perfect for little
doll-mums

18m+

30°

MIT SCHNITTLEIN
KLEINER KLEINER



13 20588 33 cm



34 02905 30-33 cm
34 02906 42-46 cm
34 02934 45-50 cm



34 01885 27-33 cm

1

2

3

new

7

6

4

TEILE

4

PIECES

5

34 02839

30-33cm

34 02840

42-46cm

34 02534

42-50 cm

34 03010

30-33cm

34 03011

42-46cm

34 03012

45-50cm

34 03067

42-46 cm

34 02943

18 27191

42 cm

19 20934

33 cm

30°

30°

30°

30°

My name is bullfinch,
I have a red chest and
I love the winter-season!

Alternate color:

34 02005

Snacks

FOR BIRDS

You need:

- 250g coconut fat
- 250g birdseeds
- baking dish
- colorful string

SHARE YOUR Joy WITH US

#goetz4you

Curious? Follow us:

@goetz_puppen

1.

Melt the fat in a pot and stir in the seeds.

2.

Let it cool down and add to your backing dish.

3.

Pull a string through and hang it outside.

57



Holiday styles

for special occasions



Emma 17 66045 50 cm



Hannah loves Party Glamour
17 59085 50 cm | 22 pieces



FOR Fashionistas & Girlies



34 02208 30-33 cm



34 02537 42-50 cm



34 02324 42-50 cm



34 02714 30-33 cm
34 02715 42-50 cm



Stylist 34 02239
35 pieces



Snails MiniMe
34 03049
14 pieces



Götz X Snails



Festive sequines
 Emilia's coat and sequined dress -
 the must have for your
 new years eve party
19 66757 50 cm

new



Whiteness 34 02601
 45-50 cm



Dreams in brocade 34 03032
 45-50 cm

Glitter Glamour 34 03030
 45-50 cm



34 02299 45-50 cm

*Be the star of
 every party!*

Kitten Dreams 34 02600 45-50 cm



34 03055 45-50 cm

Vanity Desk 34 02259

Salon Chair 34 02275
 27-50 cm

Babies love OUR STYLES

Cookie Care 17 61148
48 cm | 7 pieces | sleeping eyes
with sucking and crying function

TEILE
7
PIECES

MIT SCHNULLEN
LUTZ
LUTZ
LUTZ



Curious?
Follow us:
@goetz_puppen



TEILE
9
PIECES

Cookie accessories set 34 03040
Summer can start! 9 pieces



new

TEILE
5
PIECES

MIT SCHNULLEN
LUTZ
LUTZ
LUTZ

30°
SLEEPING EYES

Cookie 19 61049 48 cm
5 pieces | sleeping eyes



If your doll is seriously ill, Nurse Ella at our doll hospital
will help you: goetz-puppen.de/puppenklinik

KNITTING INSTRUCTIONS

Cookie



Design Beatrice Hügli



SIZES

35-40(40-45)45-50 cm

MATERIAL

- Schachenmayr CATANIA (125 m/50 g): je 50(60)70g grey, white and yellow
- 2 buttons
- 1 decorative button
- Set of needles no. 3 und 3.5
- Crochet needle no. 3

JUMPER

Front side: Start with needle no. 3 and grey 38(42)50 loops, 3 cm in seed stitch, then use needle no. 3.5 for stripe pattern No. 4. Knit 8(11)14 cm from the start more than the middle 6 loops with grey in seed stitch. Cast off middle 6(8)8 loops when you reached 11(14)17 cm from the start of the neckline. Cast off remaining shoulder loops at 14(17)20 cm from the start.

Back side: Start like the front side. Divide your workpiece when reached 7(9)11 cm from the start in the middle for the opening in the back and separately finish both sides in 4th stripe pattern. Cast off all loops when you reached the same height as the front side.

Sleeves: Start with needle no. 3 and grey 28(28)30 loops 2 cm in seed stitch, afterwards use needle no. 3.5 in stripe pattern No. 5. Take 4(6)9 x 1 loop on each side in every 4th row for the diagonal of sleeves = 36(40)48 loops. Cast off all loops 8(10)12 cm from the start.

Work out: Close shoulder seams. Insert sleeves. Close sleeve and side seams.

For the neck cuff knit 47(49)53 loops and knit needle no. 3 and grey 5 rows in seed stitch. Cast off all loops. Crochet around the opening on the back with one row of firm loops and one row of chain plait while working in 2 button holes (each 5 crocheting stitches) on the right edge.

Seam the buttons matching the opposite side. Seam the decorative button to the front side as shown in the picture.



This set fits Cookie!

STITCH

Stocking stitch with needle no. 3.5
23 loops and 32 rows = 10x10 cm

Pattern

1. Seed stitch

1 loop right,
1 loop left by turns
every row shifted

2. Stockinette stitch

Front side right side
facing, back side left
side facing. Always use
stocking stitch in rows

3. Stripe pattern

Stocking stitch,
continuously 2 rows
each grey and white

4. Stripe pattern

Stocking stitch,
continuously 2 rows
each yellow and white

5. Stripe pattern

Stocking stitch,
continuously 2 rows
each yellow and grey

TROUSERS

Start with needle no. 3 and yellow 60(80)100 loops on waistband. Close the round (start of round is the middle in the back) and knit stocking stitch.

After 12(14)16 rows knit 1 row left and continue with seed stitch. Knit two round button holes during rows 6(7)8 for the closing strap as follows: Knit 4(4)6 loops until you reach the middle in the front. Knit together 2 loops. 1 turn-up. 2 loops in stocking stitch, finish the row. After 12(14)16 rows continue in stripe pattern no. 3. Take loops during 1st row 12(12)20 loops = 72(92)120 loops. After 8(10)12 cm for the leg continue as follows:

1. Leg: Knit 36(46)60 loops. Close these loops with the row and knit stripe pattern no. 3. When leg length of 5(6)8.5 cm is reached use yellow and knit 1 row 2 loops right side facing, knit together 18(23)30 loops. Use needle no. 3 for knitting 2 cm of seed stitch (for size 40-45 take off 1 loop during 1st row = 22 loops). Cast off all loops.

2. Leg: knit as explained

Work out: Turn waistline inwards half way and stitch down. Knit chain stitch of ca. 70(70)80 cm in grey, pull through button holes and tie together. Close little crotch seam.



34 01942



34 02433 42-46 cm



34 02527 30-33 cm
34 02528 42-50 cm



34 02622 30-33 cm
34 02782 42-48 cm

34 02852 30-33 cm
34 02852 45-50 cm



Basics



34 02444 30-33 & 45-50 cm
34 02445 42-46 cm



18 20527 33 cm

With ease to dress
and undress



Basic care 34 01935 6 pieces



34 02671 30-33 cm
34 02672 42-46 cm
34 02673 45-50 cm



34 02462 30-33 & 45-50 cm
34 02463 42-46 cm



16 20518 33 cm



34 02525 30-33 cm
34 02526 42-50 cm



34 02915 30-33 cm



34 02902 30-33 cm



34 02160 30-33 cm

Alternate color:
34 02162 30-33 cm

DID YOU
know?



Although they have never been taught, automatically babies hold their breath and paddle with arms and legs, when under water. Also their heart beats slower.

neu

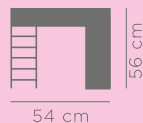


19 20835 33 cm



TEILE
13
PIECES

Loft Bed City Style 34 02260
13 pieces | without doll



Save travel 34 01945

34 02941

Alternate color:





For the best
doll mum in
the world



TEILE
4
PIECES

34 02570
4 pieces | without doll and accessories



Foldable highchair 34 03073
for all dolls



34 01578
41 x 15 x 20 cm | without doll



- 1 33 00805
- 2 34 02493 30-33 cm
34 02494 42-46 cm
- 3 34 02333 Cookie Care
- 4 34 02518
- 5 34 02517
- 6 34 01939 Cookie Care
- 7 34 02519

TEILE
6
PIECES

30°

NE SCHNALLER
DUMMY INCLUDED



34 02236
Cookie Dummy

16 61045 48 cm
6 pieces | sleeping eyes

34 02516



TEILE
6
PIECES

30°

NE SCHNALLER
DUMMY INCLUDED



34 02237
Cookie Dummy

11 61034 48 cm
6 pieces | sleeping eyes

34 02515

- 8 34 02520
- 9 34 02903 30-33 cm
34 02904 42-46 cm
- 10 34 02458 30-33 cm
34 02459 42-46 cm
- 11 34 02959

1

30°

MIT SCHMÜLLER
QUALITÄT INKLUSIVE

3

2

4

30°

18m+

5

30°

MIT SCHMÜLLER
QUALITÄT INKLUSIVE

6

With my big ears
I hear super-good!
Beetle or ant, I perceive
everything!

1	17 27988	42 cm	3	34 03020 34 03021	30-33 cm 42-46 cm	5	18 27992	42 cm
2	17 87026	22 cm	4	34 02923 34 02924	30-33 cm 42-46 cm	6	34 03025 34 03026	30-33 cm 42-46 cm

Find what
belongs here!

1st
Aid

FOR YOUR DOLL

Onions are the
best remedies
when ears ache!

Makes fever
fade away!

Ginger helps against
coughing!

1.

Onions are the
best remedies
when ears ache!

2.

Makes fever
fade away!

3.

Ginger helps against
coughing!

If your doll is seriously ill, Nurse Ella at our doll hospital
will help you: goetz-puppen.de/puppenklinik

TEILE
47
PIECES

MIT SCHMÜLLER
QUALITÄT INKLUSIVE

18 16063

33 cm

71

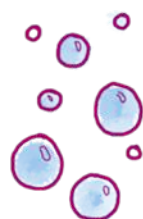
new



19 53139 33 cm



07 53010 33 cm 07 54010 33 cm



TEILE
8
PIECES



AHOI, LITTLE SAILOR
Strong colors and a maritime
look with this 6 piece set
13 54015 33 cm

TAKE A bath!



18 85001 22 cm



18 85002 22 cm



2



1 34 02522 for dolls

2 34 02521 for dolls



Can you find the
sticker to go here?



34 02864
for all dolls

Other Color:



34 02865
for all dolls



SPORTY *on the run*



34 02866
for all dolls

Other Colors:



34 02380
for all dolls



34 03081
for all dolls



34 02869
for all dolls



Other Colors:

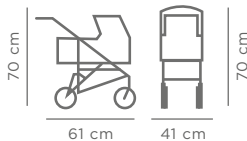


34 02055
for all dolls



34 03058
for all dolls

34 02877
for all dolls



LOOKING FOR MORE *Creative Fun?*

Come and visit us on our website

goetz-puppen.de/en/painting-und-puzzles.html!

You will find a steadily growing number of painting,
recipe or mystery fun.

Become creative and enjoy!

Your Götz Family



*Start here and
colour me!*





**GÖTZ PUPPENMANUFAKTUR
INT. GMBH**

Einberger Straße 113 | 96472 Rödental | Germany
Phone +49 (0)9563/909-0 | Fax +49 (0)9563/4441
info@goetz-puppen.de